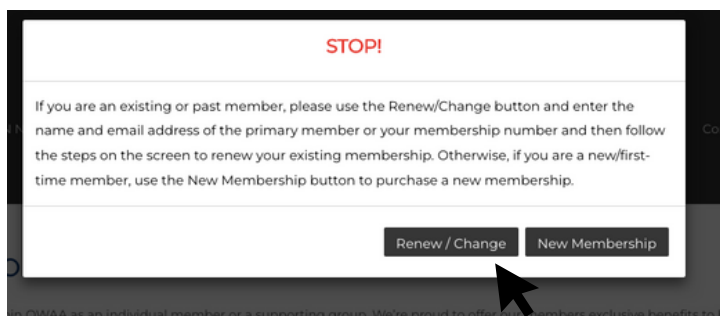


RENEWING AS A SUPPORTING GROUP

Outdoor Writers Association of America

Renewing as an OWAA Supporting Group has recently changed to make the process easier and faster for organizational members like you.

- 1 Go to the OWAA homepage at owaa.org
2. Do **not** log into your account. If you are already logged in, either log out or open an incognito window and repeat step 1.
3. Under the Join & Support drop down menu, select “Apply or Renew”. Scroll down to the blue renew button. (*You can also click the “Join Now” button at the top of the page and will see the same pop up appear for step 4)
4. A pop up will appear that looks like the screenshot below. Select renew/change.



5. Click the “organization” radio button and enter either your membership number OR your organization name and email as it appears in our database. (If you are unsure of either of these, reach out to info@owaa.org). Select "Search Membership" for your membership and click renew.

7. You will be taken to another page for checkout and see the membership renewal in your cart. **Scroll down and you will be prompted for your card.**

8. Click checkout and you will see the page change and look like the screenshot below.



Checkout

Note: Items left in cart longer than 15 days will be purged.

THANK YOU!

Your transaction was processed successfully. You will be receiving an email with your transaction receipt shortly.

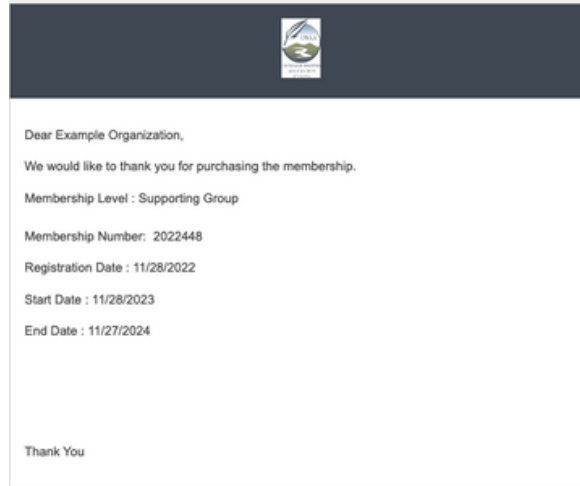
continue to the next page...



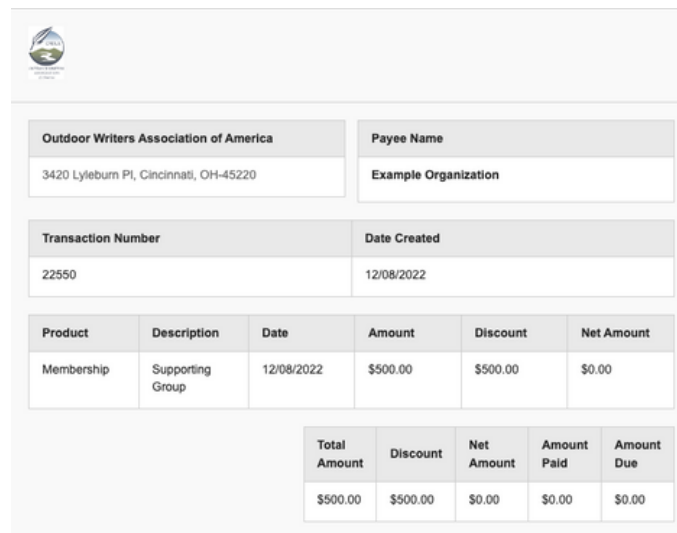
RENEWING AS A SUPPORTING GROUP

Outdoor Writers Association of America

9. A few moments after your payment processes, you will receive two confirmation emails that look like the screenshots below (see next page)



Email 1: Confirmation of renewal



Email 2: Invoice/receipt of renewal

Thank you for your continued support of OWAA! We appreciate your attention to this process, which we hope will save you time as you renew.

If you have any questions about the steps above, please don't hesitate to reach out to info@owaa.org.

